

ZANDRA RHODES 50 YEARS OF FABULOUS



Dame Zandra Rhodes. Photograph by Simon Emmett.



Exhibition organised by the Fashion and Textile Museum, London • ftmlondon.org

PRIMARY TRAIL

WHO IS ZANDRA RHODES?

Zandra Rhodes is a British fashion designer. She is best known for creating beautiful clothes with colourful designs. She has been successfully doing this for over 50 years and on display are designs from every year of her career. There is a lot to see and enjoy. Please remember not to touch any of the clothes.



Watch

Watch our [Who is Zandra Rhodes](#) animation on [AbdnArtMuseums YouTube channel](#) or via the [Zandra Rhodes Google Classroom](#)

- 1) **Look at the seven dresses on display on the golden plinths. They were made between 1969 – 1973 and are very colourful.**

What has been added to the all-black dress in terms of design to make it stand out?

- 2) **Can you see that some of the mannequins are wearing masks? They have been made by headwear designer Piers Atkinson using the style of Zandra's drawings.**

Do you like the way they look?

Do you think they complement the outfits, making them look even more special?

- 3) **Find a pair of trousers that have a lipstick patten on them.**

As you explore the exhibition keep a tally of how many trousers are included. Why do you think there are a lot more dresses in the exhibition? Think about:

- who bought the clothes
- when they were made
- where would the clothes have been worn.



4) Look at the Timeline on display. Match the dates to the correct facts

- 1967 Working with craftsmen in India, Zandra designs a range of saris
- 1972 Zandra designs the costumes and sets for the opera The Pearl Fishers
- 1987 Zandra becomes a Dame Commander of the Order of the British Empire
- 2004 Zandra opens a boutique in London with fashion designer Sylvia Ayton
- 2014 Zandra is awarded Designer of the year

5) Take a walk through the 28 pieces of printed textile that are grouped together hanging down. This 'forest of chiffon' shows off some of Zandra's favourite design features.

How many can you see that have:

- circles
- feathers
- flowers

6) Look at the costumes made for performers on the stage. This allows Zandra to be even more flamboyant than usual in her designs.

Can you name the three opera productions she has worked on?

7) Dame Zandra Rhodes draws every single day! Look at the display of pages from Zandra's sketch books. As you can see the natural environment is a big inspiration for her.

Can you spot:

- a majestic tree from California
- a wild lupin
- a group of fish
- tree fern unfurling

After you have seen the whole exhibition, choose your favourite outfit. Make sure you can explain why you like it - it could be that you love the colours or pattern or the shape of the item.






EXTENSION EXERCISE FOR CLASSROOM OR HOME LEARNING

Now it is time for you to get creative. You don't need a whole lot of supplies, just some paper, pens and pencils. Let your imagination run loose with designs as colourful, dramatic or simple as you want. Here are some useful video links to get you started.



Create

- Draw a repeating pattern <https://www.youtube.com/watch?v=9HhtOoWrLAE> 
- Make a mask https://www.youtube.com/watch?v=kTSEc6_STdk 
- Design a fashion outfit for yourself, a celebrity or a performer <https://www.youtube.com/watch?v=Jd8WA1Kh3vg> 





ZANDRA
RHODES
50 YEARS
OF
FABULOUS

Zandra Rhodes