


FAMILY ACTIVITIES

**BP
PORTRAIT
AWARD
2020**



**National
Portrait
Gallery**

Supported by BP




BP PORTRAIT AWARD 2020

ARTWORK AND ARTIST

The BP Portrait Award is one of the most inspiring portrait painting competitions in the world. The artists' names and even the titles of the paintings were kept secret from the selection panel, so all the paintings were chosen for how well they were painted. This means anyone from anywhere in the world, over the age of 18, has a chance at being selected for the exhibition.

The exhibition will be on show at Aberdeen Art Gallery from 10th October 2020 until 23rd January 2021. You can book a free time slot to see the exhibition in Aberdeen Art Gallery via our website or you can see all the artworks via this virtual tour: <https://www.npg.org.uk/whatson/bp-portrait-award-2020/tour/virtual-exhibition>



Portrait of Fatima by Jamie Coreth

IMAGES OF THE ARTWORKS

You can see all the finalist portraits at the same time by using this link:
<https://www.aberdeencity.gov.uk/AAGM/whats-aberdeen-art-galleries-and-museums/bp-portrait-award-2020/bp-portrait-award-2020-visitors-choice>
Click on the portrait you like to learn more about the artist.

WHAT IS PORTRAITURE?

A portrait is an image of a person. Not all portraits look realistic (lifelike). Can you find a portrait in the exhibition that looks lifelike and a portrait that looks imagined?



LOOK AND SEE


A portrait can give us clues about the person's emotions and feelings. Some people are sitting quietly like in *Relationship* by Hongshu Lei or are busy at work such as in *A Lever Long Enough* by Manu Saluja.

Find a portrait that you like and copy their pose or expression. What do you think they are feeling?

Now choose a portrait where you think the clothes or surroundings tell a story about the person in the painting.



Relationship by Hongshu Lei



A Lever Long Enough by Manu Saluja

DISCUSS

Find a portrait you like best. Why do you like it? What do you like about the person in the portrait?

DID YOU KNOW

The person who paints the portrait is called an **artist** and the person who is in the portrait is called the **sitter**. Sometimes an artist will paint themselves, this is called a **self-portrait**.

ACTIVITY

Artists often paint self-portraits by looking in a mirror. Try this 'mirroring' activity that encourages observation and team working. It is a good way to practise making a self-portrait and helps to develop observational skills.

- With a friend or family member sit or stand opposite each other.
- One person is the leader and the other person is the follower.
- Leader begins to slowly move their head or shoulders, moving their eyes around, pointing with their chin or nose and changing their expression.

- Follower has the job of copying the movements of the leader as closely as they can.
- Add more movement using arms, hands, and body. Try moving slowly and then really fast and back again.
- Swap over and have another go to see who is best at mirroring!

HOW TO DRAW A PORTRAIT (VIDEO LINKS)

Now that you have explored what a portrait is, you can have a go at drawing one yourself. All you need is paper and colouring pencils or pens.


Here is a video link with handy tips on how to draw a person's eyes, nose, and mouth in the correct place. Putting these features in the correct place is called 'proportion'.

<https://www.youtube.com/watch?v=uXIO6ocidiY>

You can use the template provided to help you draw your portrait. Show the person's personality by adding hair, clothing, accessories, and a background. You may want to take some ideas from the portraits in the exhibition.

Younger children may want to use the template provided to draw on the features or cut out features from magazines and stick them on to the template.


PORTRAIT TEMPLATE



EYES

TIP OF NOSE

MOUTH



Aberdeen Art Gallery | Schoolhill | Aberdeen AB10 1FQ | tel. 03000 200 293 | www.aagm.co.uk