






















ABERDEEN CITY CENTRE KEY

-  Bicycle Parking
-  Bike Shop
-  Care Needed
-  Toucan Crossing / useful Pedestrian Crossing
-  Recommended Route
-  On Road Cycle Lane
-  Bus, Cycle and Taxi Lane
-  Dual Use Path
-  Busy but Useful Road
-  National Cycle Network, Route 1
-  Dual Carriageway
-  Other Road
-  Restricted Road & Pedestrianised
-  Rail
-  Buildings
-  Parks
-  River/Lake
-  Car Park - Multi-storey/covered
-  Car Park - Open air
-  Church Symbol
-  Public Toilets

Cycle Security:

Following these basic security rules can guard against losing your bike -

- Use a good lock
- Always lock a cycle when leaving it, even if it is just for a few minutes
- Secure bikes to proper cycle stands, or robust street furniture where this will not cause an obstruction
- Lock cycles through both the frame and the wheel if possible
- Remove accessories that cannot be secured.

