











Building Energy Performance		Scotland						
Energy Performance Certificate	Calculated asset rating using iSBEM v3.5.b [SBEM]	Building type Nursing residential homes and hostels						
	Current rating							
	Excellent							
		Carbon Neutral						
		A (0 to 15)						
		B (16 to 30)						
		C (31 to 45)						
		D (46 to 60)						
		E (61 to 80)						
		F (81 to 100)						
	G (100+)							
Very Poor								
Carbon Dioxide Emissions								
The number refers to the calculated carbon dioxide emissions in terms of kg per m ² of floor area per year		52						
Approximate current energy use per m ² of floor area:		211 kWh/m²						
Main heating fuel: Natural Gas		Building Services: Heating with Nat. Vent.						
Renewable energy source:		Electricity: Grid supplied						
Carbon Dioxide is a greenhouse gas which contributes to climate change. Less Carbon Dioxide emissions from buildings helps the environment.								
Benchmarks								
A building of this type built to building regulations standards current at the date of issue of this certificate would have a rating:		42  C						
Where the accompanying recommendations for the cost effective improvement of energy performance are applied, this building would have a rating:		51  D+						
Recommendations for the cost-effective improvement (lower cost measures) of the energy performance								
<table border="0" style="width: 100%;"> <tr> <td style="width: 50%;">1. Install Voltage Optimisation unit.</td> <td style="width: 50%;">4. Improve insulation on HWS storage.</td> </tr> <tr> <td>2. Appoint member off staff as Energy Manager.</td> <td>5. Add time control to heating system.</td> </tr> <tr> <td>3. Develop Maintenance schedule and adopt prevention better than cure policy.</td> <td>6. Add optimum start/stop to the heating system.</td> </tr> </table>			1. Install Voltage Optimisation unit.	4. Improve insulation on HWS storage.	2. Appoint member off staff as Energy Manager.	5. Add time control to heating system.	3. Develop Maintenance schedule and adopt prevention better than cure policy.	6. Add optimum start/stop to the heating system.
1. Install Voltage Optimisation unit.	4. Improve insulation on HWS storage.							
2. Appoint member off staff as Energy Manager.	5. Add time control to heating system.							
3. Develop Maintenance schedule and adopt prevention better than cure policy.	6. Add optimum start/stop to the heating system.							

Address:

Rosewell House, 194 King's Gate, Aberdeen, AB15 6XN

Conditioned area (m²):

4016

Name of protocol organisation: BRE Global, [BRE-ND-EPC00535]

Date of issue of certificate: 14 Mar 2011 (Valid for a period not exceeding 10 years)

This certificate is a requirement of EU Directive 2002/91/EC on the energy performance of buildings.

NB THIS CERTIFICATE MUST BE AFFIXED TO THE BUILDING AND NOT REMOVED UNLESS REPLACED WITH AN UPDATED VERSION AND FOR PUBLIC BUILDINGS DISPLAYED IN A PROMINENT PLACE